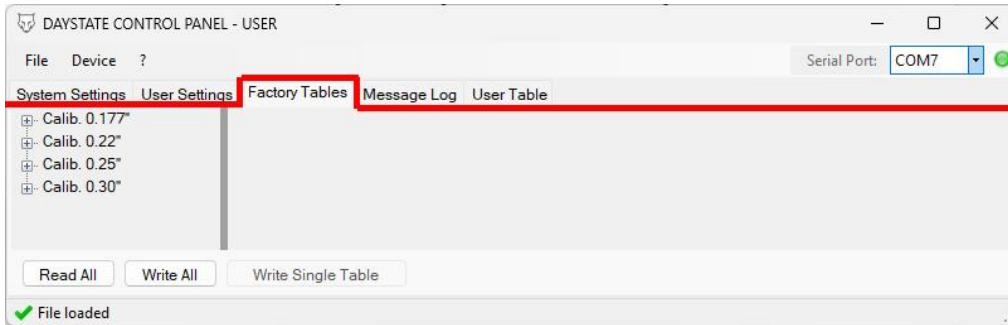


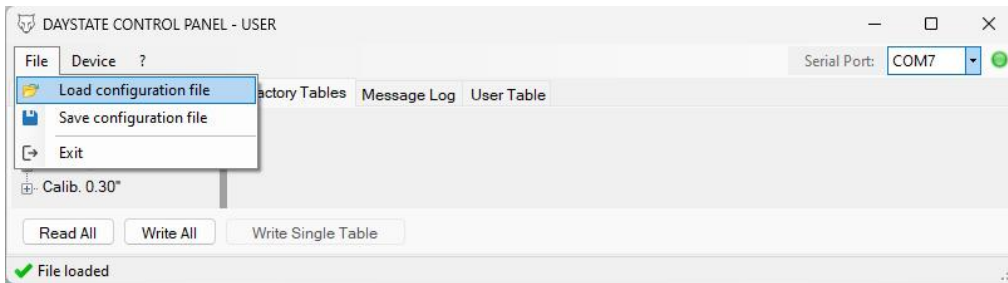
DeltaWolf updating to 28" factory table

- ❖ factory tables's managing instructions for the new 28" barrels length
- ❖ Control Panel v.124 or higher must be used

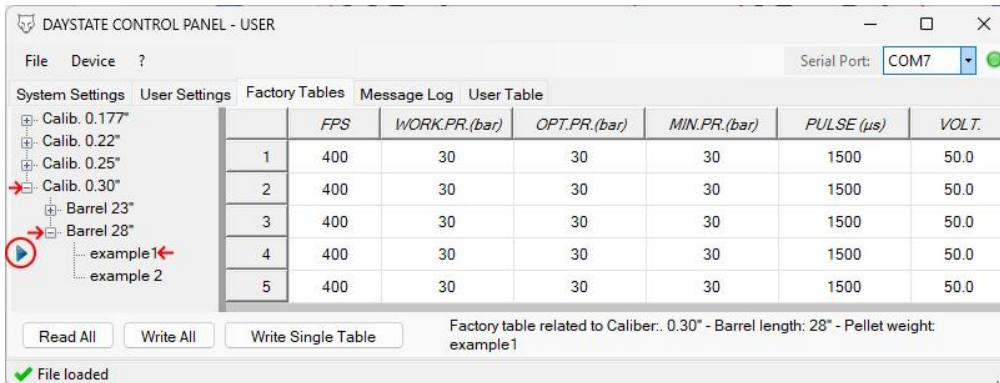
1. Make a back-up of your gun settings.
2. Update firmware to v.138 or higher
3. Go to FACTORY TABLES menu.



4. Load conf. file for 28" barrel.



5. Expand the side menu until you reach the table you want to store in your gun , the active/selected table will be marked by a side blue triangle.



6. Press **Write Single Table**.
7. Repeat point no. 5 for each new table that you want load in the gun.